



# "S16" Stainless Steel Top Work Tables

w/ 16 Gauge Stainless Steel Work Top  
w/ Stainless Steel Base and Undershaft

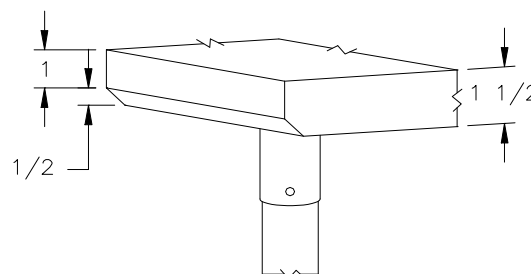


16 GAUGE TOP w/ UNDERSHAFT					
24"WIDE	Qty	30"WIDE	Qty	36"WIDE	Qty
S16001		S16007		-	
S16002		S16008		S16013	
S16003		S16009		S16014	
S16004		S16010		S16015	
S16005		S16011		S16016	
S16006		S16012		S16017	

### FEATURES:

- \* 16 Gauge Stainless Steel Top  
Type 300 stainless steel with # 3 polish, satin finish
- \* Top is **Sound Deadened**
- \* Reinforced with 1"x2" channel running entire length of table
- \* 1 1/2" **Stallion Edge** on front and rear with side edges 90 degree bend down for table line-up
- \* Stainless Steel Base and Undershaft  
Type 300 stainless steel with # 3 polish, satin finish
- \* Undershaft is secured in a fixed position, 12" above floor
- \* Adjustable bullet feet
- \* Shipped knocked-down, easy - to - assemble
- \* Optional drawers, casters, pot racks, etc. available
- \* All models are approved by the National Sanitation Foundation and the U.S. Department of Agriculture.

Note: "S16" standard w/stallion edge front and rear.  
For 1 1/2" backsplash, use prefix "U" I.E. UESS069, same price.



STALLION  
SAFETY  
EDGE

### CONSTRUCTION:

Top: Stainless Steel Tops are TIG welded, Exposed welds are polished to match adjacent surface.

### MATERIAL:

- Top: 16 gauge stainless Steel  
Type 300 stainless steel with # 3 polish, satin finish
- Shelf: 18 gauge type 300 stainless steel # 3 polish, satin finish  
\*\* 6 ft. table only, 16 gauge type 300 stainless steel  
# 3 polish, satin finish
- Legs: 1 5/8" Round O.D., 16 gauge type 300 tubular stainless steel  
# 3 polish, satin finish
- Gussets: Stainless Steel
- Feet: 1" adjustable galvanized bullet feet  
with optional stainless steel feet

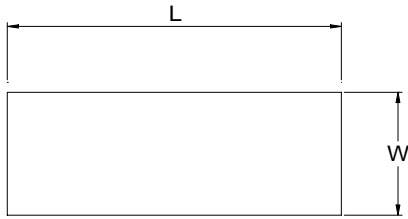
### OPTIONAL ACCESSORIES

	MODEL #	Qty
DRAWER		
DRAWER LOCK		
ADJUSTABLE SHELF		
CASTERS		
STAINLESS STEEL FEET		
OVERSHELVES		
SINKS		
POT RACK		
WELDED SET-UP		

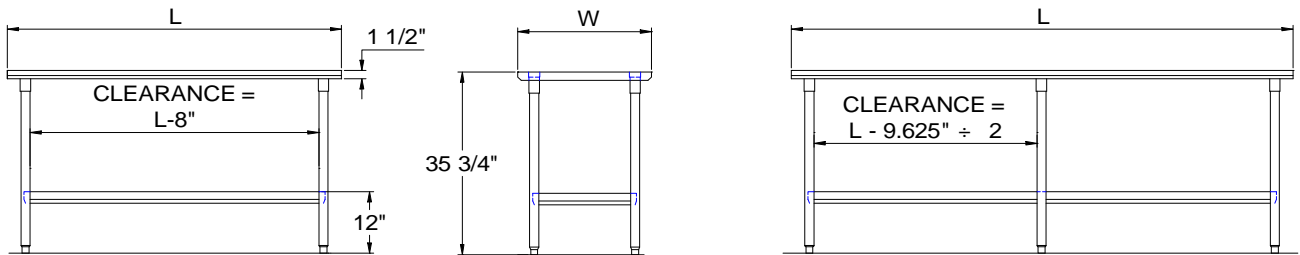
## John Boos & Co

315 South First Street - Effingham, IL 62401  
Phone: 217-347-7701 - Fax: 217-347-7705  
Email: sales@johnboos.com - Web-site: www. johnboos.com

## DETAILED SPECIFICATIONS



30" and 36" wide Tables 48" and 60" long are supplied with three channels, two the length of table and one centered front to back. All other 30" and 36" wide Tables over 72" are supplied with four channels, two length of Table and two front to back evenly spaced between two length channels.



All units ship unassembled for reduced shipping cost.  
 Units 7 ft. and larger are furnished with six legs.  
 All dimensions are typical.  
 Tolerance +/- .500".

Finished size of undershelf.  
 Shelf length = length minus 4.875"  
 Shelf width = width minus 4.25"

### 16 GAUGE TOP & UNDERSHELF

L	24" WIDE	WT.	30" WIDE	WT.	36" WIDE	WT.
36	S16001	52	S16007	59	-	-
48	S16002	64	S16008	73	S16013	82
60	S16003	76	S16009	83	S16014	98
72	S16004	97	S16010	101	S16015	144
96	S16005	118	S16011	137	S16016	155
120	S16006	142	S16012	165	S16017	187

### John Boos & Co

315 South First - Effingham, IL 62401 Phone: 217-347-7701 - Fax: 217-347-7705  
 Email: sales@johnboos.com - Web-site: www.johnboos.com



May 2002

**John Boos** is constantly engaged in a program of improving products and therefore reserves the right to change specification without prior notice