



"140-3" Stainless Steel Enclosed Work Tables

w/ Stainless Steel Base, Panels and Undershaft
w/ Open Front

w/ 6" Riser

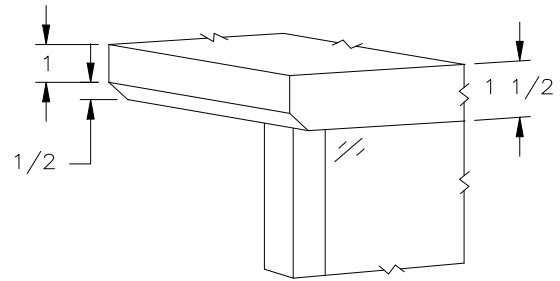


**ULTRA
PREMIUM
SERIES**

14 GAUGE TOP			
24"WIDE	Qty	30"WIDE	Qty
140-21		140-26	
140-22		140-27	
140-23		140-28	
140-24		140-29	
140-25		140-30	

FEATURES:

- * 14 Gauge Stainless Steel Top
Type 300 stainless steel with # 3 polish, satin finish
- * Top is **Sound Deadened**
- * Reinforced with 1"x2" channel running entire length of table
- * 1 1/2" **Stallion Edge** on front and rear with side edges 90 degree bend down for table line-up
- * Stainless Steel Top, Cabinet and Undershaft
Type 300 stainless steel with # 3 polish, satin finish
- * Undershaft is secured in a fixed position, 14 7/8" above floor
- * Adjustable bullet feet
- * Shipped Standard Welded Set-Up
- * Optional drawers, casters, pot racks, etc. available
- * All models are approved by the National Sanitation Foundation and the U.S. Department of Agriculture.



STALLION
SAFETY
EDGE

CONSTRUCTION:

Top: Stainless Steel Tops are TIG welded, Exposed welds are polished to match adjacent surface.

MATERIAL:

- Top: 14 gauge stainless steel
Type 300 stainless steel with # 3 polish, satin finish
- Shelf: 18 gauge type 300 stainless steel # 3 polish, satin finish
** 6 ft. table only, 16 gauge type 300 stainless steel # 3 polish, satin finish
- Legs: 1 1/2" Square O.D., 16 gauge type 300 tubular stainless steel # 3 polish, satin finish
- Panels: 22 gauge stainless steel
Type 300 stainless steel with # 3 polish, satin finish
- Feet: 1" adjustable stainless steel feet

**OPTIONAL
ACCESSORIES**

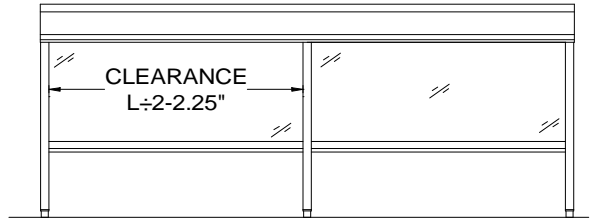
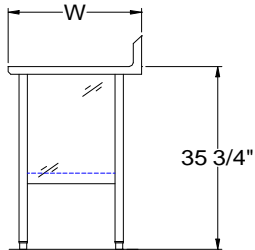
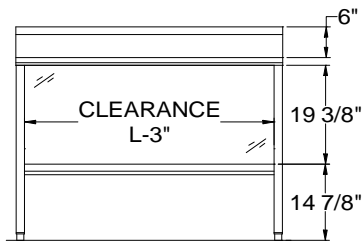
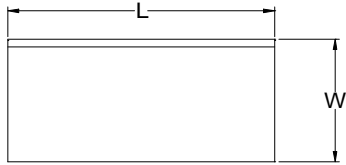
	MODEL #	Qty
ELECTRICAL OUTLET CUTOUT		
CASTERS		
OVERSHELVES		
POT RACK		
SINKS		
INTERMEDIATE SHELF		
S/S BUN PAN RACK		

John Boos & Co

315 South First Street - Effingham, IL 62401
Phone: 217-347-7701 - Fax: 217-347-7705
Email: sales@johnboos.com - Web-site: www.johnboos.com

DETAILED SPECIFICATIONS

30" and 36" wide Tables 48" and 60" long are supplied with three channels, two the length of table and one centered front to back. All other 30" and 36" wide Tables over 72" are supplied with four channels, two length of Table and two front to back evenly spaced between two length channels.



Shipped Welded Set-Up
 Units 7 ft. and larger are furnished with six legs.
 All dimensions are typical.
 Tolerance +/- .500".

Finished size of undershelf.
 Shelf length = length minus 4.875"
 Shelf width = width minus 4.25"

14 GAUGE TOP

L	24" WIDE	WT.	30" WIDE	WT.
48	140-21	108	140-26	123
60	140-22	126	140-27	144
72	140-23	163	140-28	172
96	140-24	190	140-29	215
120	140-25	227	140-30	258

John Boos & Co

315 South First - Effingham, IL 62401 Phone: 217-347-7701 - Fax: 217-347-7705

Email: sales@johnboos.com - Web-site: www.johnboos.com



May 2002

John Boos is constantly engaged in a program of improving products and therefore reserves the right to change specification without prior notice